



March 2019

## In this monthly update:

- Where has myrtle rust been found
- New myrtle rust website live
- Calling all citizen scientists!
- Please share our online learning modules
- Seasonal variations of myrtle rust: What to look for in Autumn
- Thank you for your feedback
- Links to resources and further information

Share this update on your Facebook  or Twitter account 



## Where myrtle rust has been found

988 infected properties have been reported since May 2017.

### National detections of myrtle rust to date:

**Northland** - There are 41 sites/properties in Northland with confirmed infection. Most of these are in Kerikeri.

**Taranaki** - There are 288 sites/properties in Taranaki with confirmed infection. Most of these are in New Plymouth and Waitara.

**Waikato** - There are 121 sites/properties in the Waikato region with confirmed infection. Most of these are in Otorohanga and the Taupo district.

**Bay Of Plenty** - There are 210 sites/properties in the Bay of Plenty with confirmed infection. Most of these are in Te Puke, Bethlehem and Tauranga.

**Auckland** - There are 198 sites/properties in the Auckland region with confirmed infection. Most of these are in Remuera.

**Wellington** - There are 60 sites/properties in the Wellington region with confirmed infection. Most of these are in Lower Hutt and Upper Hutt

**Manawatu-Whanganui** - There are 27 sites/properties in the Manawatu region with confirmed infection. Most of these are in Fielding.

**Tasman** - There are 26 sites/properties in the Tasman region with confirmed infection. Most of these are in Collingwood, Patons Rock and Pohara.

**Gisborne** - There are 3 sites/properties in the Gisborne district with confirmed infection. These sites are all at the Northern tip of the East Cape.

**Marlborough** - There are 8 sites/properties in the Marlborough district with confirmed infection.

**Nelson** - There are 5 sites/properties in Nelson with confirmed infection.

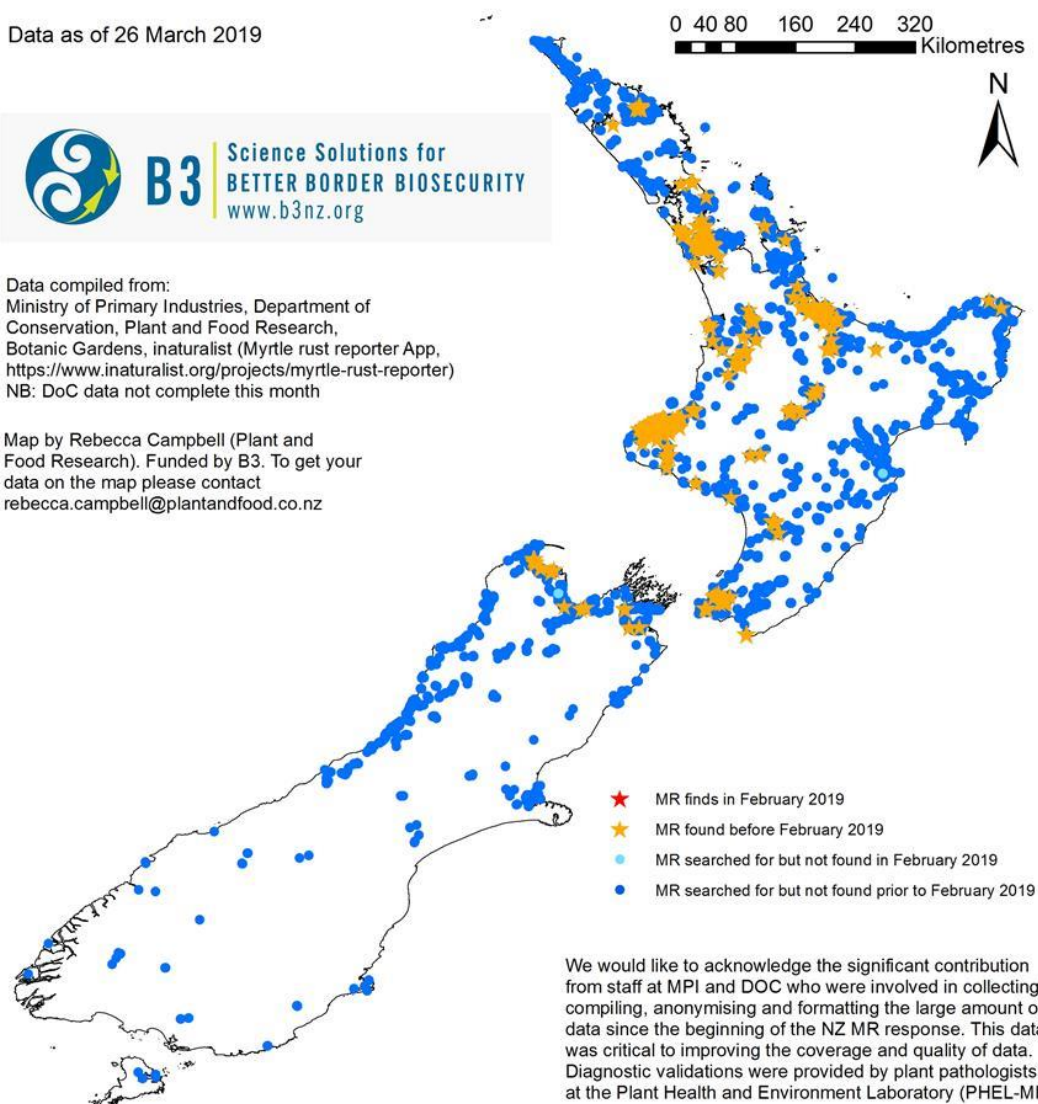
## NZ national Myrtle Rust (MR) surveillance

Data as of 26 March 2019



Data compiled from:  
Ministry of Primary Industries, Department of  
Conservation, Plant and Food Research,  
Botanic Gardens, iNaturalist (Myrtle rust reporter App,  
<https://www.inaturalist.org/projects/myrtle-rust-reporter>)  
NB: DoC data not complete this month

Map by Rebecca Campbell (Plant and  
Food Research). Funded by B3. To get your  
data on the map please contact  
[rebecca.campbell@plantandfood.co.nz](mailto:rebecca.campbell@plantandfood.co.nz)



# Myrtle rust website live


The myrtle rust website, [www.myrtlerust.org.nz](http://www.myrtlerust.org.nz) is now live. This was developed with assistance from the myrtle rust working group. The site is intended to be a one stop shop for myrtle rust information and hosts all of our resources for identifying and managing myrtle rust including flyers, posters and other materials you can print or share through social media.

Some of the pages you can find on the website are shown below.

**MYRTLE RUST**  
in New Zealand

[Report it](#) [Identify it](#) [How you can help](#) [Training](#) [Science](#) [About](#) [News](#) [Contact](#)


search



**Learn how to identify myrtle rust**


Take part in online training to identify myrtle rust

Use this site to find out where myrtle rust is, what it looks like and what you can do if you find it in New Zealand




**Help track the spread of myrtle rust**

Your help is vital to our long-term myrtle rust management and research programmes



**The science story of myrtle rust**

Research is vital to help us understand the impact of myrtle rust on our myrtle plants



**Take part in online learning**

Learn more about myrtle rust and how you can help by taking part in online training

# Resources

[Home](#) / [How you can help](#)

It is important to understand where myrtle rust has spread to and where it is active.

Your help is vital to our long-term myrtle rust management and research programmes.



## Help identify myrtle rust and track the spread

- › [Resources for nurseries](#)
- › [Resources for schools](#)
- › [Guide to identify myrtle rust \(pdf 5.4 MB\)](#)
- › [Susceptible myrtle plants list \(pdf 477 KB\)](#)
- › [Leaflet \(DL\) on myrtle rust \(pdf 420 KB\)](#)
- › [Poster \(A2\) on myrtle rust \(pdf 724 KB\)](#)
- › [Fact sheet on myrtle rust \(pdf 1.3 MB\)](#)
- › [Help track the spread of myrtle rust by becoming a Citizen Scientist](#)
- › [Myrtle rust online learning modules I and II](#)



## Help slow the spread of myrtle rust

- › [Resources for nurseries](#)
- › [Resources for restoration planters \(pdf 917 KB\)](#)
- › [Resources for landowners with myrtle rust](#)
- › [Susceptible myrtle plants list \(pdf 477 KB\)](#)
- › [How to remove infected myrtle plants and safely dispose of the waste \(pdf 1 MB\)](#)
- › [Resource for gardeners \(pdf 592 KB\)](#)



Use the images below to help identify myrtle rust

All ▼



**Pōhutukawa with myrtle rust**

Close up of myrtle rust infection on Kermadec Pōhutukawa. Pōhutukawa is New Zealand's Christmas tree, and holds a prominent place in Maori mythology. Although the fortunes of pōhutukawa and rata have changed for the better, they are still threatened by people and pests. Photo credit DOC.



**Rātā with myrtle rust**

Rātā with brown lesions and yellow spores indicating myrtle rust. Rātā trees, along with the pōhutukawa, are one of the best known native trees in New Zealand. Native birds benefit from rātā, but as possum numbers increase the threat to native birds and to rātā has also grown.




**Pōhutukawa with myrtle rust**

Pōhutukawa with yellow spores on new stem growth indicating myrtle rust. Pōhutukawa is New Zealand's Christmas tree, and holds a prominent place in Maori mythology. Although the fortunes of pōhutukawa and rata have changed for the better, they are still threatened by people and pests. Photo credit DOC.



**Ramarama with myrtle rust**

Ramarama with raised yellow pustules on the leaves and stem indicating myrtle rust. Ramarama is an endemic species of evergreen myrtle shrub which grows to a height of 8m.



**Ramarama with myrtle rust**

Ramarama with raised yellow pustules on the underside of the leaf indicating myrtle rust. Ramarama is an endemic species of evergreen myrtle shrub which grows to a height of 8m.



**Ramarama with myrtle rust**

Ramarama leaf with raised yellow pustules indicating myrtle rust. Ramarama is an endemic species of evergreen myrtle shrub which grows to a height of 8m.

We would appreciate any feedback from you to help us make improvements over time. Please provide feedback on the myrtle rust website to [MyrtlerustNZ@mpi.govt.nz](mailto:MyrtlerustNZ@mpi.govt.nz).

[Go to www.myrtlerust.org.nz here](http://www.myrtlerust.org.nz)



## Help spread the word about our online learning modules on myrtle rust

New online training courses on myrtle rust topics are now available to everyone. These are particularly suited to those running community education events.

The current online courses cover:

- Background on myrtle rust in New Zealand
- Examples of myrtle rust and the myrtle family
- What to do if you find myrtle rust and how to dispose of infected plant material
- Myrtle rust research programme
- Myrtle rust seasonal variations
- Spread of myrtle rust
- Identifying the scale of impact of myrtle rust

The two modules take around 35 minutes each to complete.

[Register to get access to the course](#)

[Check out a selection of the training videos available on YouTube](#)

---

## Keeping an eye out

The Department of Conservation is extremely interested in any suspected myrtle rust on Public Conservation Land. So if you are spending time in our natural parks and reserves please keep a special eye out for myrtle rust.

If you think you see symptoms, do not touch or collect samples, but take pictures and report it to Biosecurity New Zealand's Exotic Pest and Disease Hotline on: 0800 80 99 66.

All plants in the myrtaceae family are susceptible to myrtle rust. For a list of myrtle plants in New Zealand you can visit the [New Zealand Plant Conservation Network](#).

[iNaturalist](#) is a place where you can share what you see in nature, set up citizen science and community-based monitoring projects, meet other nature watchers, and learn about New Zealand's natural history

---

## Seasonal variations of myrtle rust: What to look for in Autumn

The rate of spread, location and impact of myrtle rust is subject to seasonal variation due to a variety of factors including humidity, temperature, level of spores, availability of hosts and micro-climates.

Warm and humid weather is the most favourable for myrtle rust. Therefore, late summer and autumn are likely to be the worst time for infection and spore risk.

Karin van der Walt, Conservation and Science Advisor at Otari Native Botanic Garden in Wellington, discusses how the impact of myrtle rust is subject to seasonal variation in New Zealand below.



Be sure to look out for the following this Autumn:



*Ramarama with older grey-white pustules on stem and leaves*



*Ramarama with grey-white pustules more common in the cooler months*

---





## Thank you for your feedback

We have received some great feedback that we will try to incorporate in the newsletter. If you have any further ideas take our quick survey to tell us what you think and ways we might improve it for you.

[Take our two minute survey here](#)

---

## Resources and further information

About myrtle rust:

[All myrtle rust resources found on the myrtlerust.org.nz](#)

[Biosecurity New Zealand myrtle rust page](#)

[DOC myrtle rust page](#)

### Identification resources

Some other handy resources include:

- [The New Zealand Plant Conservation Network](#)
- [Definition of the myrtle genus from Encyclopedia Britannica](#)
- [Landcare Research Plant Identification and Interactive Keys](#)
- [iNaturalist](#)

Radio New Zealand's 'Our Changing World' podcast on myrtle rust research

Read the story or listen to the full podcast here

## Ko Tātou This Is Us

BIOSECURITY 2025



**Biosecurity New Zealand**  
Ministry for Primary Industries  
Manatū Ahu Matua



Department of  
Conservation  
*Te Papa Atawhai*

This information is compiled by the Ministry for Primary Industries (MPI) and the Department of Conservation (DOC).

For information about this update, contact [MyrtlerustNZ@mpi.govt.nz](mailto:MyrtlerustNZ@mpi.govt.nz)

Subscribe



Ministry for Primary Industries

PO Box 25256, Wellington, New Zealand

You are receiving this email because you subscribed to receive updates on myrtle rust. If you would no longer like to receive these updates please click 'unsubscribe' below.



Like



Tweet



Share



Forward